
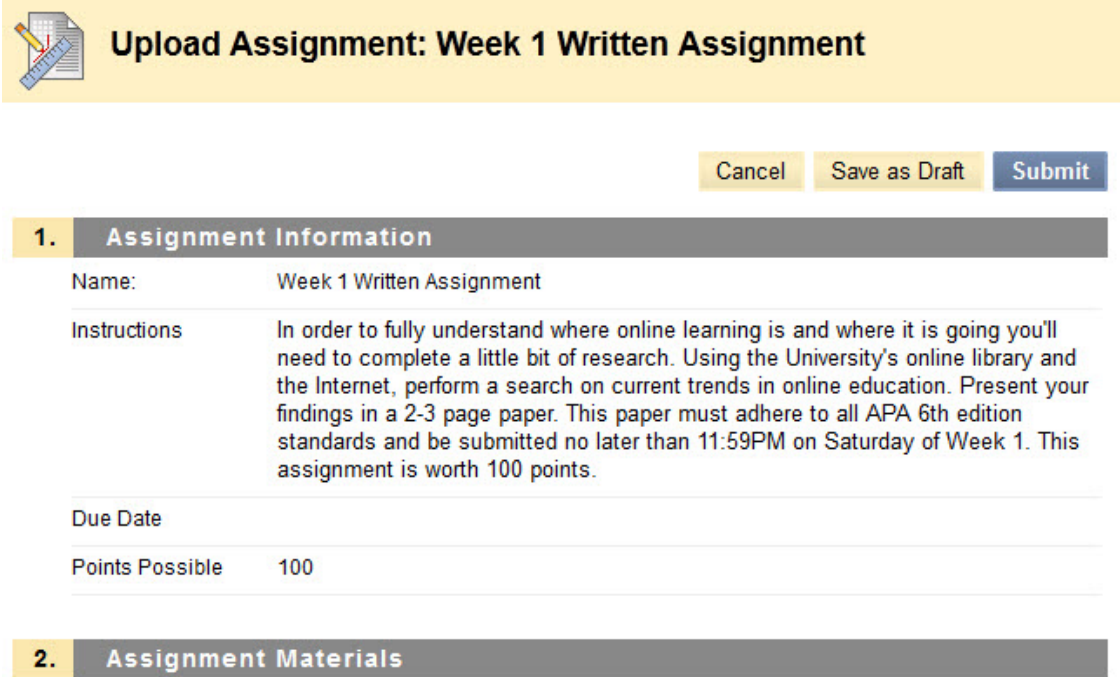
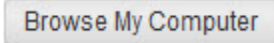



Submitting an Assignment

This work instruction provides detailed instructions on how to submit an assignment. This work instruction assumes that the user is logged in to Blackboard, inside of an active course, and ready to submit an assignment.

1.	<p>Click the link for the assignment.</p>  <p>Week 1 Written Assignment</p> <p>In order to fully understand where online learning is and where it is going you'll need to complete a little bit of research. Using the University's online library and the Internet, perform a search on current trends in online education. Present your findings in a 2-3 page paper. This paper must adhere to all APA 6th edition standards and be submitted no later than 11:59PM on Saturday of Week 1. This assignment is worth 100 points.</p> <p>IMPORTANT NOTE: Assignments can be identified by the icon to the left of the link. This icon is a piece of paper with a pencil and ruler.</p>
	<p>The Upload Assignment page displays.</p>  <p>Upload Assignment: Week 1 Written Assignment</p> <p>Cancel Save as Draft Submit</p> <p>1. Assignment Information</p> <p>Name: Week 1 Written Assignment</p> <p>Instructions In order to fully understand where online learning is and where it is going you'll need to complete a little bit of research. Using the University's online library and the Internet, perform a search on current trends in online education. Present your findings in a 2-3 page paper. This paper must adhere to all APA 6th edition standards and be submitted no later than 11:59PM on Saturday of Week 1. This assignment is worth 100 points.</p> <p>Due Date</p> <p>Points Possible 100</p> <p>2. Assignment Materials</p>
2.	 From the Assignment Materials section, click the Browse My Computer button.
3.	Browse the computer and select the file to be submitted.
4.	 Click the Submit button. The assignment is successfully submitted for grading.